



## THE EFFECT OF ALCOHOLIC EXTRACT OF *Borage officinalis* ON MONOAMINE OXIDASE (MAO) AND ACETYLCHOLINESTERASE (AChE) IN HUMAN SERUM *IN VITRO*.

Zainab Ghalib Hussien

Lec. Department of science, College of Basic Education, University of Al-Mustansiriyah, Baghdad, Iraq.

[zainab.ghalib@uomustansiriyah.edu.iq](mailto:zainab.ghalib@uomustansiriyah.edu.iq)

تاريخ قبول النشر: 2018 /5/10

تاريخ استلام البحث: 2017/12/13

### ABSTRACT

This study was designed to show the inhibitory effect of different concentrations of alcoholic extract of *Borage officinalis* on the Monoamine oxidase (MAO) and Acetylcholinesterase (AChE) enzymes in human serum. The results obtained from the study exhibited that alcoholic extract of *Borage officinalis* caused inhibition to enzymes activity with all concentrations of the extract. The results also showed that when the concentration of the extract was (0.001 mg/ml), the percentage of inhibition was (4.3% with MAO and 15.2% with AChE) and this percentage increases until reaching up to (74.7% with MAO and 84.18% with AChE) when the concentration of the extract was (0.1 mg/ml). From the kinetic parameters, studies found that alcoholic extract of *Borage officinalis* is acting as competitive inhibitor with MAO enzyme and as uncompetitive inhibitor with AChE enzyme.

**Key words:** *Borage Officinalis* , Monoamine oxidase , Acetylcholine esterase

تأثير المستخلص الكحولي لنبات *Borage officinalis* (لسان الثور) على الفعالية الانزيمية للانزيمات Monoamin oxidase و Acetylcholinesterase في مصلى الدم البشري.

زينب غالب حسين

المدرس، قسم العلوم، كلية التربية الاساسية، الجامعة المستنصرية، بغداد، العراق، [zainab.ghalib@uomustansiriyah.edu.iq](mailto:zainab.ghalib@uomustansiriyah.edu.iq)

### الخلاصة

في هذا البحث تم تحضير المستخلص الكحولي لنبات *Borage officinalis* (لسان الثور) ودراسة تأثير تراكيز مختلفة من هذا المستخلص على الفعالية الانزيمية للانزيمات MAO و AChE في مصلى الدم البشري. وقد اظهرت النتائج ان كافة تراكيز المستخلص الكحولي لنبات لسان الثور لها تأثير تثبيطي على الانزيمات وانه كلما زاد تركيز المستخلص زاد التأثير التثبيطي على الانزيم. كما اظهرت النتائج انه عندما يكون تركيز المستخلص الكحولي للنبات (0.001mg/ml) فان النسبة المئوية للتثبيط للانزيم MAO و AChE كانت (4.3%)، (15.2% على التوالي، كما وجد ان بزيادة تركيز المستخلص الكحولي للنبات تزداد النسبة المئوية للتثبيط لكلا الانزيمين قد تصل الى (74.70%)، (84.18%) على التوالي عندما يكون تركيز المستخلص الكحولي (0.1 mg/ml). و وجد من خلال دراسة الخواص الحركية للمستخلص مع الانزيمات ان المستخلص الكحولي لنبات لسان الثور يسبب تثبيطا تنافسيا مع انزيم MAO وتثبيطا غير تنافسي مع انزيم AChE.

الكلمات المفتاحية: نبات لسان الثور، أنزيم Monoamine oxidase، أنزيم Acetylcholinesterase

### INTRODUCTION:

*Borago officinalis* (or *Borage*) is an herbaceous annual plant belonging to the family Boraginaceae. The high levels of gamma-linolenic acid (GLA) in *Borage* seeds oil is responsible for *Borage* importance as a medical plant (Samani et al., 2014). Traditionally



*Borage officinalis* has been used in treatment of many disorders likes respiratory, cardiovascular and gastrointestinal disorders (Wannes *et al.*, 2009).

Monoamineoxidases (MAO-A and MAO-B) are Flavin Adenine Dinucleotide dependent enzymes located at the outer mitochondrial membranes in the liver, brain and other organs (Vifia *et al.*, 2012) They are responsible for inactivity of serotonin, dopamine and norepinphrine (Abell & Kwan, 2011). MAO enzymes catalyzes the oxidation of amines to aldehyde lead to hydrogen peroxide formation which is cause some of disorders such as Alzheimers disease and Parkinson's (Kaludercic *et al.*, 2014).

Acetylcholinesterase enzyme (ACh E) the prevalent cholinesterase in the brain, hydrolyses acetylcholine to acetate and choline. (Wang, 2015). AChE enzyme regulates the transport of nerve impulse from nervous system (Colovic *et al.*, 2013). In actuality the inhibition of AChE enzyme has been a handful approach for medication several diseases like Alzheimer disease (Mukherjee *et al.*, 2007).

The current study was attempted to estimate the inhibitory effects of *Borage officinalis* on the activity of MAO and AChE enzymes.

## MATERIALS AND METHODS

*Borage officinalis* flower was purchased from local market. Alcoholic extract was obtained by macerated 100g of flower powder in 500 ml ethanol (96%) at room temperature, then mixing it by incubator shaker for 48 hours, and then filtered by Whatman filter paper NO. 1. The extract was concentrated by used rotating vaporizer apparatus at the temperature 40C°. then dried in oven at 37C° and refrigeration until used (Nagappan, 2012).

Chemical detection of active compounds in *Borago officinalis*:

Detection of Tannins: Used the method in Hossain *et al.*, (2013).

Detection of Saponines: Used the method in Saleh (2015).

Detection of Alkaloides: Used the method in Pandey & Tripathi (2014).

Detection of Flavonoides: Used the method in Hossain *et al.*, (2013).

Detection of phenols: Used the method in Pandey & Tripathi (2014).

Determination of Monoaminoxidase enzyme activity:

MAO enzyme activity was assayed by using Mcwen and Cohen method Mcwen & Cohen (1963). Different concentrations (0.1, 0.05, 0.01 and 0.001 mg/ml) of extract of *Borage officinalis* was prepared. The inhibition percentage was determined by using the method in Salma *et al.*, (2011).

0.1 mg/ml of extract of *Borage officinalis* were applied with various concentrations of Benzylamine substrate (0.008, 0.006, 0.004, 0.002 and 0.001M) to established type of inhibition. The values of Vmap, Kmap and inhibition type were determined by applying lineweaver –Burk plot equation .

Determination of Acetylcholinesterase enzyme activity:

AChE enzyme activity was assayed by using modified Ellman method Ellman & Courtne (1961). Different concentrations (0.1, 0.05, 0.01 and 0.001 mg /ml) of extract of *Borage officinalis* were prepared. The inhibition percentage of AChE enzyme activity was calculated by using the method in Salma *et al.*, (2011). 0.1 mg /ml of extract of *Borage*



*officinalis* was used with different concentrations of Acetylthiocholine iodide substrate (0.1, 0.006, 0.004, 0.002 and 0.001M) to assayed type of inhibition. The values of  $V_{max}$ ,  $K_m$  and inhibition type were determined by applying lineweaver – Burk plot equation.

## RESULTS AND DISCUSSION

From the (Table, 1) results showed that the flower of *Borage officinalis* contains active compounds like tannins, saponins, alkaloid, flavonoids and phenols. These results agree with many studies (Gupta & Singh, 2010, Giri *et al.*, 2012).

**Table (1):** Chemical detection of active compounds in *Borage officinalis*.

| Test       | Result |
|------------|--------|
| Tannins    | +ve    |
| Saponins   | +ve    |
| Alkaloids  | +ve    |
| Flavanoids | +ve    |
| Phenols    | +ve    |

The results from (Table 2 and 3) showed that different concentrations of alcoholic extract (0.1 , 0.05 , 0.01 and 0.001 mg/ml) cause inhibitory effects on enzyme activity MAO and AChE , Which is agree with other studies (Giri *et al.*, 2012, Jager *et al.*, 2013) .

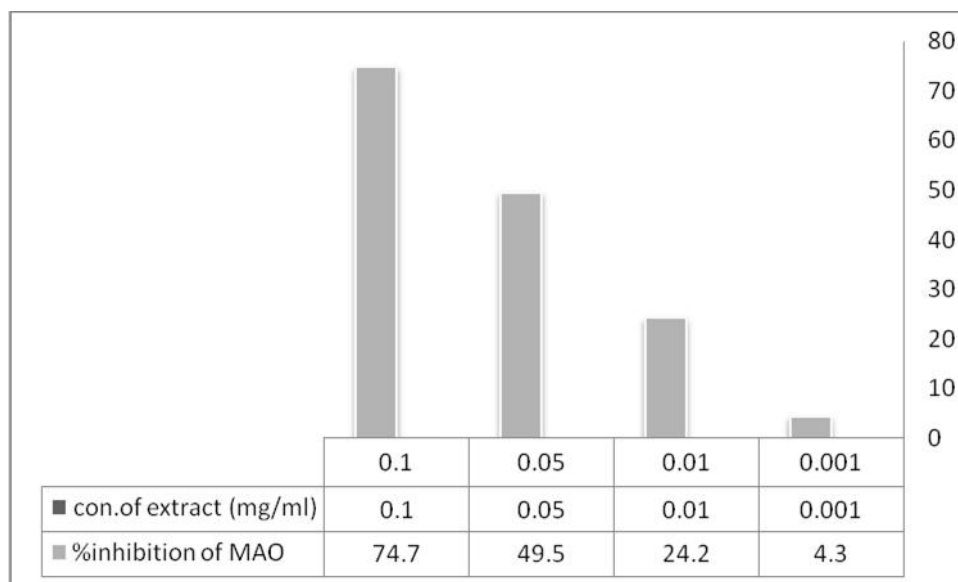
**Table (2):** The effect of different concentrations of *Borage officinalis* on the activity of monoaminoxidase (MAO) enzyme in healthy human serum.

| Alcohol extract of <i>Borage officinalis</i> (mg/ml) | MAO activity ( $\mu\text{mol/ml/min}$ ) | % inhibition |
|--|---|--------------|
| Nil  | 39.87                                   |              |
| 0.001  | 38.16                                   | 4.3          |
| 0.01   | 30.22                                   | 24.20        |
| 0.05   | 20.14                                   | 49.50        |
| 0.1  | 10.09                                   | 74.70        |

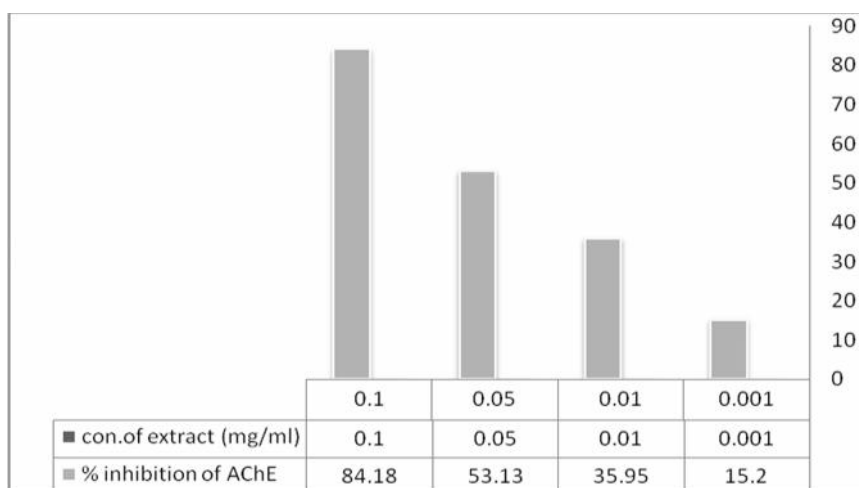
**Table (3):** The effect of different concentrations of *Borage officinalis* on the activity of acetylcholinesterase (AChE) enzyme in healthy human serum.

| Alcohol extract of <i>Borage officinalis</i> (mg/ml) | AChE activity ( $\mu\text{mol/ml/min}$ ) | (%) inhibition |
|--|--|----------------|
| Nil  | 6.70                                     |                |
| 0.001  | 5.68                                     | 15.20          |
| 0.01   | 4.09                                     | 35.95          |
| 0.05   | 3.14                                     | 53.13          |
| 0.1  | 1.06                                     | 84.18          |

The results also showed that in the low concentration of extract (0.001)mg/ml , the percentage of inhibition was (4.3%) with MAO enzyme and (15.2 %) with AChE enzyme , But this percentage will be increase with elevating concentration of extract, until it is reached to (74.7%) with MAO enzyme and (84.18%) with AChE enzyme when the concentration of extract was (0.1)mg/ml as shown in (Figure, 1) .



**Figure (1): A- :** % inhibition MAO enzyme with different concentrations of alcoholic extract of *Borage officinalis*

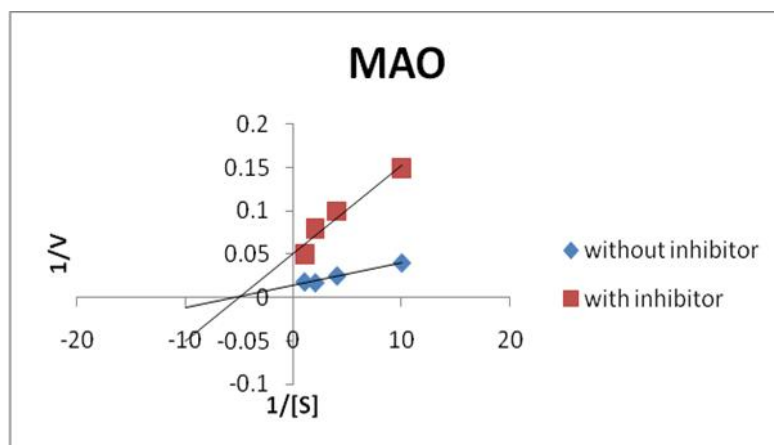


**Figure (1): B- :** % inhibition AChE enzyme with different concentrations of alcoholic extract of *Borage officinalis*.

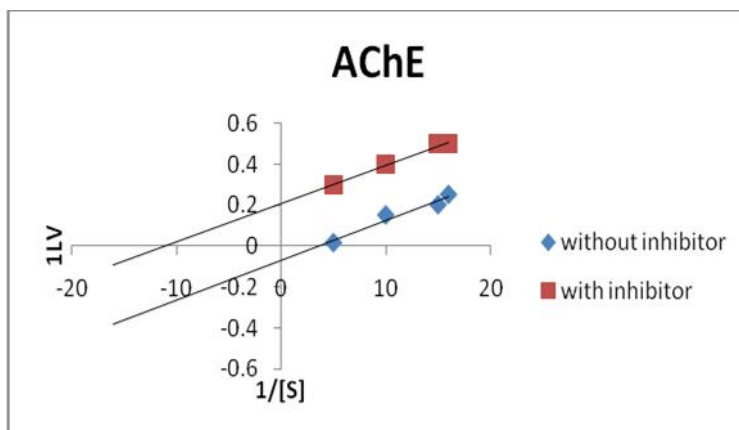
Different concentrations of substrate were used to determined the type of inhibition, the results calculated by using line Weaver– Burke plots and showed that *Borage officinalis* extract acting competitive inhibitor for MAO enzyme and uncompetitive inhibitor for AChE enzyme , the Kinetic parameters ( $K_m$  ,  $V_m$  and type of inhibition) were calculated by using line Weaver-Burk plots as exhibited in (Table, 4) and (Figure, 2).

**Table (4):** The kinetic characteristic of MAO enzyme and AChE enzyme with alcoholic extract of *Borage officinalis*.

| Enzyme | Vmax | Km | Type of inhibition |
|--------|------|----|--------------------|
| MAO    | 0.2  | 20 | competitive        |
| AChE   | 0.09 | 5  | uncompetitive      |



**Figure (2): A-** Line Weaver- Burk plots for alcoholic extract of *Borage officinalis* on MAO enzyme.



**Figure (2): B-** Line Weaver-Burk plots for alcoholic extract of *Borage officinalis* on AChE enzyme.

The alcoholic extract of *Borage officinalis* exhibited inhibition influence on MAO enzyme because it consists of highly bioactive compounds such as alkaloids, phenols, saponins, tannins and flavonoids, which is responsible for inhibitory effects on MAO enzyme (Giri *et al.*, 2012).

The results from the study showed that alcoholic extract of *Borage officinalis* exhibited inhibition effects on AChE enzyme as a result of the highly content of phenolic compound, which is able to inhibit the enzyme because the hydroxyl group of the amino acid



series residue attacks the inhibitor and forms inhibitor – enzyme complex instead of attacking the carbonyl group of acetyl choline. (Abdulsada, 2016).

## CONCLUSION

The primary chemical constituents of *Borage officinalis* flowers include tannins, saponins, alkaloids, flavanoids and phenols, which is responsible for inhibitory effects on MAO enzyme and AChE enzyme.

## REFERENCES

- I. Abdulsada, Sh. H. (2016). The effect of alcoholic extract of *Myrtus communis* leaf on MAO, AChE, GOT and GPT in human serum in vitro. *Journal of the Basic Education College*, 97(23): 21-31
- II. Abell, C. W. & Kwan, S. W. (2011). Molecular characterization of MAO A and B. *Journal of Molecular Biology research*, 65: 129-156.
- III. Colovic, M. B., Krstic, D. Z., Lazarevic-Pasti, T. D., Bondzic, A. M. & Vasic, V. M. (2013). Acetylcholinesterase inhibitors pharmacology and toxicology. *Current Neuropharmacology*, 11(3): 315-335.
- IV. Ellman, G. I. & Courtney, K. P. (1961). A new and rapid colorimetric determination of AChE activity. *Biochemical Pharmacology Journal*, 7: 88-91.
- V. Giri, M., Vrushabendra, B. M. & Jayaveera, K. M. (2012). Evaluation of nootropic activity of leaves of *Borago officinalis*. *Journal of Pharmaceutical and Biological Sciences*, 3(3): 405-414.
- VI. Gupta, M. & Singh, S. (2010). *Borago officinalis* linn. an important medicinal plant of mediterranean region areview. *International Journal of Pharmaceutical Sciences Review and Research*, 5(1): 27-34.
- VII. Hossain, M. A., Al-Raqmi, K. A., Al-Mijzy, Z. H., Weli, A. M. & Al-Riyami, Q. (2013). Study of total phenol, flavonoids contents and phytochemical screening of various leaves crude extracts of locally grown *Thymus Vulgaris*. *Asian Pacific Journal of Tropic Biomedicine*, 3(9): 705- 710.
- VIII. Jager, A. K., Gauguin, B., Andersen, J. & Gudixsen, L. (2013). Screening of plants used in Danish folk medicine to treat depression and anxiety for affinity to the serotonin transporter and inhibition of MAO-A. *Journal of Ethnopharmacology*, 145: 822-825.
- IX. Kaludercic, N., Mialet-Perez, J., Paolucci, N., Parini, A. & Dilisa, F. (2014). Monoamine oxidase as a source of oxidants in the heart. *Journal of Molecular and Cellular Cardiology*, 73: 34-42.
- X. Mcwen, C. M. & Cohen, J. R. (1963). An amine oxidase in normal human serum. *Journal of Laboratory and Clinical Medicine*, 62(5): 766-776.
- XI. Mukherjee, P. K., Kumar, V., Mal, M. & Houghton, P. J. (2007). Acetylcholinesterase inhibitors from plants. *Phytomedicine*, 14: 289-300.
- XII. Nagappan, R. (2012). Evaluation of aqueous and ethanol extract of bioactive medical plant, *Cassia didymobotrya* (Fresenius) Irwin and Barneby against immature stages of filarial vector *Culex quinquefasciatus* say (Diptera: Culicidae). *Asian Pacific Journal of Biomedicine*, 2(9): 707-711.



- XIII. Pandey, A. & Tripathi, S. (2014). Concept of standardization screening strategies for herbal drug. *Journal of Pharmacognosy and Phytochemistry*, 2(5): 115-119.
- XIV. Saleh, G. S. (2015). Compounds in egg plant (*Solanum Melongena*) callus as compared with fruit and root contents. *International Journal of Current Microbiology Applied Sciences*, 4(5): 160- 165.
- XV. Salma, A., Shaemaa, H. & Ghasak, J. (2011). Monoamino oxidase inhibitory properties by bile acids derivatives. *Al-Taqani Journal*, 24(7): 146-156.
- XVI. Samani, M., Bahman, M. & Kopaei, M. (2014). The chemical composition, botanical characteristic and biological activities of *Borago officinalis* review. *Asian Pacific Journal of Tropic Medicine*, 7645(14): 22-28.
- XVII. Vifia, D., Serra, S., Lamela, M. & Delogu, G. (2012). Herbel natural products as a source of monoamineoxidase inhibitors review. *Current Topic in Medicinal Chemistry*, 12: 2131-2144.
- XVIII. Wang, R. (2015). Neuroprotective affects of huperzine a natural cholinesterase inhibitor for the treatment of alzheimers disease. *Neurosignals*, 14(12): 71-82.
- XIX. Wannas, W., Bourgou, S. & Marzouk, B. (2009). Biochemical characterization of borage (*Borago officinalis* L.) seeds. *Journal of Food Biochemistry*, 33: 331-341.